











## Table of Contents

### Europe Fittings

Material	Fitting	Joint	Gasket	Dimension	Sensor Type	Pressure	Temperature
PVC-U		Solvent cementing	EPDM/FPM	d20 - d63	Flow, pH	max. 16 bar	0 °C - +60 °C
		Hot gas back welding	no gasket	d75 - d630	Flow, pH	depends on quality of the welding	0 °C - +60 °C
		Solvent cementing	no gasket	d75 - d315	Flow	max. 10 bar	0 °C - +60 °C
		Saddle/ Solvent cementing	EPDM/FPM	d75 - d225	Flow, pH	max. 16 bar	0 °C - +60 °C
				Alternative solution can be a PP saddle or wafer. Pipe size, pressure rating and chemical resistance need to be evaluated.			
PP-H		Socket fusion	EPDM/FPM	d20 - d63	Flow, pH	max. 16 bar	-10 °C - +95 °C
		Butt fusion	EPDM/FPM	d20 - d63	Flow, pH	max. 16 bar	-10 °C - +95 °C
		Hot gas back welding	no gasket	d75 - d630	Flow, pH	depends on quality of the welding	-10 °C - +95 °C
		Screw-on saddle	EPDM	d75 - d315	Flow	5 - 8 bar	0 °C - +40 °C
		Flange adapters	EPDM/FPM	d75 - d315	Flow	max. 16 bar	-10 °C - +95 °C
		Screw-on saddle	NBR	d25 - d225	Other	10 - 16 bar	-10 °C - +45 °C
		Socket fusion	no gasket	d75 - d400	Other	max. 16 bar	-10 °C - +60 °C
PE		Hot gas back welding	no gasket	d75 - d630	Flow, pH	Depends on quality of the welding	-10 °C - +60 °C
		Socket fusion	no gasket	d75 - d400	Other	max. 16 bar	-10 °C - +60 °C
		via ELGEF saddle	no gasket	d63 - d400	Other	max. 16 bar	-10 °C - +60 °C
		via ELGEF saddle	no gasket	d63 - d400	Other	max. 12.5 bar	-10 °C - +60 °C
				Alternative solution can be a PP saddle or wafer. Pipe size, pressure rating and chemical resistance need to be evaluated.			

Not all fittings are depicted in this catalog. Please contact your local sales office for availability.

Material	Fitting	Joint	Gasket	Dimension	Sensor Type	Pressure	Temperature
PVDF		Socket fusion	FPM	d20 - d63	Flow, pH	max. 16 bar	-20 °C - +140 °C
		Butt fusion	FPM	d20 - d63	Flow, pH	max. 16 bar	-20 °C - +140 °C
		Hot gas back welding	no gasket	d75 - d630	Flow, pH	Depends on quality of the welding	-20 °C - +140 °C
		Flange adapters	FPM	d75 - d225	Flow	max. 16 bar	-20 °C - +140 °C
		Butt fusion	no gasket	d63 - d110	Other	max. 16 bar	-20 °C - +140 °C
		Butt fusion	no gasket	d63 - d225	Other	max. 16 bar	-20 °C - +140 °C
		Socket fusion	no gasket	d63 - d110	Other	max. 16 bar	-20 °C - +140 °C
ABS		Solvent cementing	no gasket	d25 - d63	Flow, pH	max. 10 bar	-40 °C - +60 °C
		Solvent cementing	no gasket	d75 - d225	Flow	max. 10 bar	-40 °C - +60 °C
COOL-FIT		Solvent cementing	no gasket	d25 - d225	Flow	max. 10 bar	-40 °C - +40 °C
		Solvent cementing	no gasket	d25 - d225	Pressure	max. 10 bar	-40 °C - +40 °C
Metals		Welding	no gasket	d63 - d630	Flow	max. 16 bar	-
		Welding	NBR	d40 - d800	Flow	max. 16 bar	-
		Welding	no gasket	d20 - d32	Flow	max. 16 bar	-
		Welding	no gasket	d40 - d315	Flow	max. 16 bar	-
		Straping	EPDM/NBR	d60 - d355	Other	max. 16 bar	-
		Clamping	NBR	d68 - d289	Other	max. 16 bar	-

Multi-Parameter Instruments

Chlorine

Dissolved Oxygen

Turbidity

Flow

pH/ORP

Conductivity/Resistivity

Temperature, Pressure, Level

Calibration Accessories

Other Products















Installation &amp; Wiring

Technical Reference

Temperature/Pressure Graphs

## Table of Contents

### Asia Fittings













Material	Fitting	Joint	Gasket	Dimension	Sensor Type	Pressure	Temperature
JIS		Socket fusion	EPDM/FPM	d22 - d60	Flow, pH	-	-
		Flange adapters	-	D76-D216	Flow, pH	-	-
PVC-U		Solvent Cementing	FPM	0.50 - 2.0 in.	Flow, pH	max. 16 bar	0 °C - +60 °C
		Solvent Cementing	no gasket	0.50 - 2.0 in.	Flow, pH	max. 13.8 bar	0 °C - +60 °C
		Hot gas back welding	no gasket	0.50 - 2.0 in.	Flow, pH	max. 12.6 bar	0 °C - +60 °C
		Saddle/Solvent cementing	EPDM/FPM	d75 - d225	Flow, pH	max. 16 bar	0 °C - +60 °C
		Clamp-on saddle	EPDM	2.0 - 8.0 in.	Flow, pH	max. 12.6 bar	0 °C - +60 °C
		Glue-on saddle	no gasket	10 - 12 in.	Flow	max. 16 bar	0 °C - +60 °C
PVC-C		Solvent Cementing	no gasket	0.50 - 2.0 in.	Flow, pH	max. 13.8 bar	0 °C - +100 °C
		Solvent Cementing	no gasket	0.50 - 2.0 in.	Flow, pH	max. 13.8 bar	0 °C - +100 °C
PP		Socket Fusion	EPDM/FPM	d20 - d63	Flow, pH	max. 16 bar	-10 °C - +95 °C
		Flange adapters	EPDM/FPM	d75 - d315	Flow	max. 16 bar	-10 °C - +95 °C
PVDF		Flange adapters	FPM	d75 - d225	Flow	max. 16 bar	-20 °C - +140 °C
		Socket fusion	FPM	d20 - d63	Flow, pH	max. 16 bar	-20 °C - +140 °C

Material	Fitting	Joint	Gasket	Dimension	Sensor Type	Pressure	Temperature
Fiberglass		Solvent cementing	PVDF insert	1.50 - 2.0 in.	Flow, pH	max. 13.8 bar	-15 °C - +100 °C
ABS		Solvent cementing	no gasket	d25 - d63	Flow, pH	max. 10 bar	-40 °C - +60 °C
		Solvent cementing	no gasket	d75 - d225	Flow	max. 10 bar	-40 °C - +60 °C
Metals		NPT threaded	PVDF insert up to 8 in. PVC insert over 8 in.	0.50 - 2.0 in.	Flow, pH	max. 13.8 bar	-15 °C - +100 °C
		Sweat on	No insert up to 1 in. PVDF insert over 1 in.	0.50 - 1.50 in.	Flow, pH	max. 13.8 bar	0 °C - +60 °C
		NPT threaded	no gasket/ PVDF insert	1.0 - 2.0 in.	Flow, pH	max. 13.8 bar	-15 °C - +100 °C
		NPT threaded	PVDF insert	0.50 - 2.0 in.	Flow, pH	max. 13.8 bar	-15 °C - +100 °C
		NPT threaded	PVDF insert	1.0 - 2.0 in.	Flow, pH	-	-
		Weld-on	PVDF insert up to 8 in. PVC insert over 8 in.	2.5 - 12.0 in.	Flow, pH	max. 13.8 bar	-15 °C - +100 °C
		Braze	PVDF insert up to 8 in. PVC insert over 8 in.	2.5 - 12.0 in.	Flow, pH	-	-
		Weld-on	PVDF insert up to 8 in. PVC insert over 8 in.	2.5 - 12 in.	Flow, pH	max. 13.8 bar	-15 °C - +100 °C
		Strap-on	Buna-N/PVDF insert up to 8 in. PVC insert over 8 in.	0.50 - 2.0 in.	Flow, pH	max. 13.8 bar	-15 °C - +100 °C
		Socket weld-on to SS pipe	no gasket	0.50 - 1.0 in.	525-1, 525-1S only	max. 16 bar	-
		Weld-on to SS pipe	Klinger C4401 Thermoseal	1.25 - 12.0 in.	525-2, 525-2S only	max. 16 bar	-
		Strap-on	EPDM/NBR	d60 - d355	Other	max. 16 bar	-
Electro-fusion		-	-	-	-	-	-

Multi-Parameter Instruments
Chlorine
Dissolved Oxygen
Turbidity
Flow
pH/ORP
Conductivity/Resistivity
Temperature, Pressure, Level
Calibration Accessories
Other Products
Installation & Wiring
Technical Reference
Temperature/Pressure Graphs

## Table of Contents

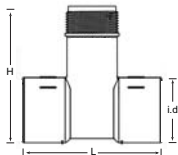
### USA Fittings

Material	Fitting	Joint	Gasket	Dimension	Sensor Type	Pressure	Temperature
PVC		Solvent Cementing	FPM	0.50 - 2.0 in.	Flow, pH	max. 16 bar	0 °C – +60 °C
		Solvent Cementing	no gasket	0.50 - 2.0 in.	Flow, pH	max. 13.8 bar	0 °C – +60 °C
		Hot gas back welding	no gasket	0.50 - 2.0 in.	Flow, pH	max. 12.6 bar	0 °C – +60 °C
		Clamp-on saddle	EPDM	2.0 - 8.0 in.	Flow, pH	max. 12.6 bar	0 °C – +60 °C
		Glue-on saddle	no gasket	10 - 12 in.	Flow	max. 16 bar	0 °C – +60 °C
CPVC		Solvent Cementing	no gasket	0.50 - 2.0 in.	Flow, pH	max. 13.8 bar	0 °C – +100 °C
		Solvent Cementing	no gasket	0.50 - 2.0 in.	Flow, pH	max. 13.8 bar	0 °C – +100 °C
PP		Socket Fusion	EPDM/FPM	d20 - d63	Flow, pH	max. 16 bar	-10 °C – +95 °C
		Flange adapters	EPDM/FPM	d75 - d315	Flow	max. 16 bar	-10 °C – +95 °C
PVDF		Flange adapters	FPM	d75 - d225	Flow	max. 16 bar	-20 °C – +140 °C
		Socket fusion	FPM	d20 - d63	Flow, pH	max. 16 bar	-20 °C – +140 °C
Fiberglass		Solvent cementing	PVDF insert	1.50 - 2.0 in.	Flow, pH	max. 13.8 bar	-15 °C - +100 °C

Material	Fitting	Joint	Gasket	Dimension	Sensor Type	Pressure	Temperature
Metals		NPT threaded	PVDF insert up to 8 in. PVC insert over 8 in.	0.50 - 2.0 in.	Flow, pH	max. 13.8 bar	-15 °C – +100 °C
		Sweat on	No insert up to 1 in. PVDF insert over 1 in.	0.50 - 1.50 in.	Flow, pH	max. 13.8 bar	0 °C – +60 °C
		NPT threaded	no gasket/ PVDF insert	1.0 - 2.0 in.	Flow, pH	max. 13.8 bar	-15 °C – +100 °C
		NPT threaded	PVDF insert	0.50 - 2.0 in.	Flow, pH	max. 13.8 bar	-15 °C – +100 °C
		NPT threaded	PVDF insert	1.0 - 2.0 in.	Flow, pH	–	–
		Weld-on	PVDF insert up to 8 in. PVC insert over 8 in.	2.5 - 12.0 in.	Flow, pH	max. 13.8 bar	-15 °C – +100 °C
		Braze	PVDF insert up to 8 in. PVC insert over 8 in.	2.5 - 12.0 in.	Flow, pH	–	–
		Weld-on	PVDF insert up to 8 in. PVC insert over 8 in.	2.5 - 12 in.	Flow, pH	max. 13.8 bar	-15 °C – +100 °C
		Strap-on	Buna-N/PVDF insert up to 8 in. PVC insert over 8 in.	0.50 - 2.0 in.	Flow, pH	max. 13.8 bar	-15 °C – +100 °C
		Socket weld-on to SS pipe	–	0.50 - 1.0 in.	525-1, 525-1S only	–	–
		Weld-on to SS pipe	Klinger C4401 Thermoseal	1.25 - 12.0 in.	525-2, 525-2S only	–	–
		Strap-on	EPDM/NBR	d60 - d355	Other	max. 16 bar	–
Electrofus		–	–	–	–	–	–

Multi-Parameter Instruments
Chlorine
Dissolved Oxygen
Turbidity
Flow
pH/ORP
Conductivity/Resistivity
Temperature, Pressure, Level
Calibration Accessories
Other Products
Installation & Wiring
Technical Reference
Temperature/Pressure Graphs

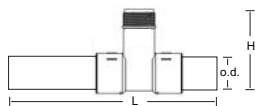
# Installation Fittings



## PVC-U Tees SCH 80 - Fitting Only

Part No.	Code No.	Size [in.]	Sensor Type	L [in.]	H [in.]	i.d [in.]
MPV8T005F	159 001 614	0.50	Flow -X0, pH -XX	3.75	3.50	0.85
MPV8T007F	159 001 615	0.75	Flow -X0, pH -XX	3.75	3.70	1.06
MPV8T010F	159 001 616	1.00	Flow -X0, pH -XX	4.30	4.00	1.33
MPV8T012F	159 001 617	1.25	Flow -X0, pH -XX	4.40	4.30	1.67
MPV8T015F	159 001 618	1.50	Flow -X0, pH -XX	5.00	4.60	1.91
MPV8T020F	159 001 619	2.00	Flow -X0, pH -XX	5.50	5.00	2.40

- For use with P51530-X0, 3-2536-X0, 3-8510-X0, 3-8512-X0, 3-2537-XC-X0, 3-2551-X0-X0-XX, 3-272X-XX



## PVC-U Tees SCH 80 - with Pipe<sup>1</sup>

Part No.	Code No.	Size [in.]	Sensor Type	L [in.]	H [in.]	o.d [in.]
MPV8T005	159 001 623	0.50	Flow -X0, pH -XX	14	3.50	0.84
MPV8T007	159 001 624	0.75	Flow -X0, pH -XX	14	3.70	1.05
MPV8T010	159 001 625	1.00	Flow -X0, pH -XX	17	4.00	1.32
MPV8T012	159 001 626	1.25	Flow -X0, pH -XX	20	4.30	1.66
MPV8T015	159 001 627	1.50	Flow -X0, pH -XX	24	4.60	1.90
MPV8T020	159 001 628	2.00	Flow -X0, pH -XX	26.5	5.02	2.38

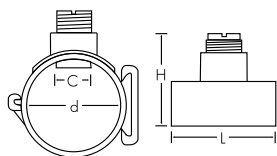
- For use with P51530-X0, 3-2536-X0, 3-8510-X0, 3-8512-X0, 3-2537-XC-X0, 3-2551-X0-X0-XX, 3-272X-XX



## PVC Tees SCH 80 - with Pipe<sup>1</sup>

Part No.	Code No.	Size [in.]	Sensor Type	L [in.]	H [in.]	o.d [in.]
PV8T025	198 801 573	2.50	Flow -X0, pH -XX	24	5.4	2.88
PV8T030	198 801 416	3.00	Flow -X0, pH -XX	24	6.0	3.50
PV8T040	198 801 436	4.00	Flow -X0, pH -XX	24	7.0	4.50

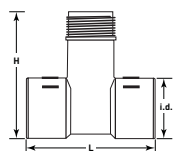
- For use with P51530-X0, 3-2536-X0, 3-8510-X0, 3-8512-X0, 3-2537-XC-X0, 3-2551-X0-X0-XX, 3-272X-XX



## PVC-U Clamp-on Saddles SCH 80

Part No.	Code No.	Size [in.]	Sensor Type	L [in.]	H [in.]	d [in.]	C [in.]
PV8S020	159 000 637	2.00	Flow -X0, pH -XX	4.00	5.0	2.375	1.43
PV8S025	159 000 638	2.50	Flow -X0, pH -XX	4.75	5.4	2.875	1.43
PV8S030	198 150 577	3.00	Flow -X0, pH -XX	5.00	6.0	3.500	1.43
PV8S040	198 150 578	4.00	Flow -X0	5.00	7.1	4.500	1.43
PV8S060	198 150 579	6.00	Flow -X1	5.00	10.0	6.625	2.25
PV8S080	159 000 639	8.00	Flow -X1	5.00	11.5	8.625	2.25

- For use with P51530-X0/-X1, 3-2536-X0/-X1, 3-8510-X0/-X1, 3-8512-X0/-X1, 3-2537-XC-X0/-X1, 3-2551-X0-XX/-X1-XX, 3-272X-XX
- Mounts on PVC pipe
- C - Clearance dimension
- EPR (EPDM) O-ring




## CPVC Tees SCH 80 - Fitting Only

Part No.	Code No.	Size [in.]	Sensor Type	L [in.]	H [in.]	i.d [in.]
MCPV8T005F	159 001 632	0.50	Flow -X0, pH -XX	3.75	3.50	0.85
MCPV8T007F	159 001 633	0.75	Flow -X0, pH -XX	3.75	3.70	1.06
MCPV8T010F	159 001 634	1.00	Flow -X0, pH -XX	4.30	4.00	1.33
MCPV8T012F	159 001 635	1.25	Flow -X0, pH -XX	4.40	4.30	1.67
MCPV8T015F	159 001 636	1.50	Flow -X0, pH -XX	5.00	4.60	1.91
MCPV8T020F	159 001 637	2.00	Flow -X0, pH -XX	5.50	5.00	2.40

- For use with P51530-X0, 3-2536-X0, 3-8510-X0, 3-8512-X0, 3-2537-XC-X0, 3-2551-X0-X0-XX, 3-272X-XX

# Installation Fittings



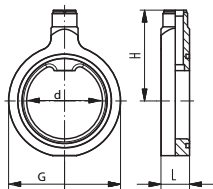
CPVC Tees SCH 80 - with Pipe

Part No.	Code No.	Size [in.]	Sensor Type	L [in.]	H [in.]	o.d [in.]
MCPV8T005	159 001 641	0.50	Flow -X0, pH -XX	14	3.50	0.84
MCPV8T007	159 001 642	0.75	Flow -X0, pH -XX	14	3.70	1.05
MCPV8T010	159 001 643	1.00	Flow -X0, pH -XX	17	4.00	1.32
MCPV8T012	159 001 644	1.25	Flow -X0, pH -XX	20	4.30	1.66
MCPV8T015	159 001 645	1.50	Flow -X0, pH -XX	24	4.60	1.90
MCPV8T020	159 001 646	2.00	Flow -X0, pH -XX	26.5	5.02	2.38

<sup>1</sup>Pipe lengths included with these fittings do not satisfy straight-run requirements for all installation configurations.

PP-H, Wafer Fitting, Metric and Inch (EPR/EPDM gaskets)

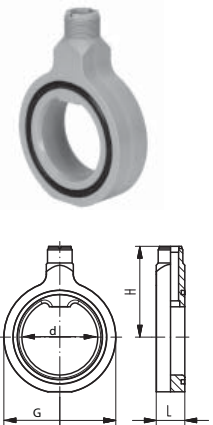
Part No.	EPDM Code No.	d [in.]	DN [mm]	Sensor Type	PN	d [mm]	D [mm]	H [mm]	L [mm]	L1 [mm]
PPMTE025	727 311 012	2.50	65	Flow -X1	16	75	88	128	48	61
PPMTE030	727 311 013	3.00	80	Flow -X1	16	90	102	140	48	69
PPMTE040	727 311 014	4.00	100	Flow -X1	16	110	132	145	48	79
PPMTE060	727 311 017	6.00	150	Flow -X1	16	160	182	156	48	106



- For use with P51530-X1/-X2, 3-2536-X1/-X2, 3-8510-X1, 3-8512-X1, 3-2537-XC-X1, 3-2551-X1-XX/X2-XX
- Threaded outlet 1 1/4 NPSM
- Sensor length depends on installation fitting
- Suitable for backing flanges metric and inch
- Suitable for SDR 11 - SDR 17.6
- Delivered with profile O-ring
- Wafer can be used with other pipe materials

PP-H, Wafer Fitting, Metric and Inch (FPM gaskets)

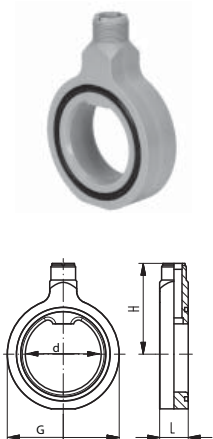
Part No.	FPM Code No.	d [in.]	DN [mm]	Sensor Type	PN	d [mm]	D [mm]	H [mm]	L [mm]	L1 [mm]
PPMTF040	727 311 044	4.00	100	Flow -X1	16	110	132	145	48	79



- For use with P51530-X1/-X2, 3-2536-X1/-X2, 3-8510-X1, 3-8512-X1, 3-2537-XC-X1, 3-2551-X1-XX/X2-XX
- Threaded outlet 1 1/4 NPSM
- Sensor length depends on installation fitting
- Suitable for backing flanges metric and inch
- Suitable for SDR 11 - SDR 17.6
- Delivered with profile O-ring
- Wafer can be used with other pipe materials

SYGEF Standard, Metric and Inch (FPM gaskets)

Part No.	FPM Code No.	d [in.]	DN [mm]	Sensor Type	PN	d [mm]	H [mm]	D [mm]	L [mm]	L1 [mm]
SFMTF030	735 311 043	3.00	80	Flow -X1	10/16	90	141	102	48	69

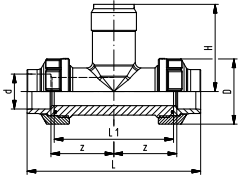


- For use with P51530-X1, 3-2536-X1, 3-8510-X1, 3-8512-X1, 3-2537-XC-X1, 3-2551-X1-XX
- Threaded outlet 1 1/4 inch NPSM
- Sensor length depends on installation fitting
- Suitable for backing flanges metric and inch
- Delivered with profile O-ring
- Wafer can be used with other pipe materials



# Installation Fittings

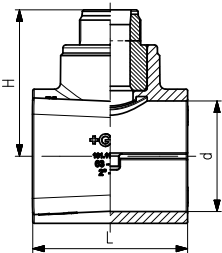
## BSP PVC-U for Socket Fusion, BS inch



Part No	FPM Code No.	EPDM Code No.	d [in.]	d [mm]	DN [mm]	Sensor Type	PN	D [mm]	z [mm]	L [mm]	L1 [mm]	H [mm]
PVAT005	721 310 336	721 310 306	1/2	20	15	Flow -X0, pH -XX	15	43	48	131	90	76
PVAT007	721 310 337	721 310 307	3/4	25	20	Flow -X0, pH -XX	15	51	53	147	100	78
PVAT010	721 310 338	721 310 308	1	32	25	Flow -X0, pH -XX	15	58	58	164	110	81
PVAT012	721 310 339	721 310 309	1¼	40	32	Flow -X0, pH -XX	15	72	58	171	110	85
PVAT015	721 310 340	721 310 310	1½	50	40	Flow -X0, pH -XX	15	83	63	188	120	89
PVAT020	721 310 341	721 310 311	2	63	50	Flow -X0, pH -XX	15	100	68	211	130	95

- For use with P51530-X0, 3-2536-X0, 3-8510-X0, 3-8512-X0, 3-2537-XC-X0, 3-2551-X0-XX, 3-272X-XX
- Sensor length depends on installation fitting

- BSP - British Standard Pipe
- Threaded outlet 1¼ inch NPSM
- Sensor length depends on installation fitting



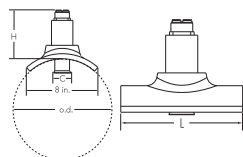
## BSP PVC-U, Clamp-on Saddle, BS inch

Part No.	Code No.	d [in.]	DN [mm]	Sensor Type	d [mm]	PN	D [mm]	H [mm]	H1 [mm]	L [mm]
PVAS030	198 150 550	3	80	Flow -X0, pH -XX	90	15	39	105	225	105
PVAS040	198 150 551	4	100	Flow -X0, pH -XX	110	15	39	114	264	105
PVAS060	198 150 554	6	150	Flow -X1	160	15	39	156	339	120

- For use with P51530-X0/-X1, 3-2536-X0/-X1, 3-8510-X0/-X1, 3-8512-X0/-X1, 3-2537-XC-X0/-X1, 3-2551-X0-XX/-X1-XX, 3-272X-XX

- Sensor length depends on installation fitting
- BSP - British Standard Pipe
- Threaded outlet 1¼ inch NPSM
- Sensor length depends on installation fitting
- EPR (EPDM) Gasket

Alternative solution can be a PP saddle or wafer. Pipe size, pressure rating and chemical resistance need to be evaluated.

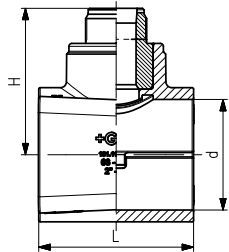


## PVC-U Glue-on Saddle Fitting SCH 80

Part No.	Code No.	Size [in.]	Sensor Type	W [in.]	H [in.]	o.d. [in.]	C [in.]
PV8S100	159 000 695	10.00	Flow -X2	9.0	5.43	10.75	2.25
PV8S120	159 000 696	12.00	Flow -X2	9.0	5.15	12.75	2.25

- For use with P51530-X2, 3-2536-X2, 3-2551-X2-XX

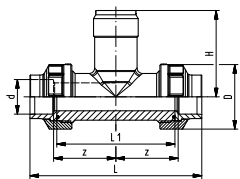
# Installation Fittings



PVC-U Clamp-on Saddle, Metric

Part No.	Code No.	d [mm]	DN [mm]	Sensor Type	d [mm]	PN	H [mm]	L [mm]
PVMS025	198 150 538	75	65	Flow -X0, pH-XX	75	16	99	105
PVMS030	198 150 539	90	80	Flow -X0, pH-XX	90	16	105	105
PVMS040	198 150 540	110	100	Flow -X0, pH-XX	110	16	114	105
PVMS060	198 150 543	160	150	Flow -X1	160	16	156	120
PVMS080	198 150 545	225	200	Flow -X1	225	16	184	120

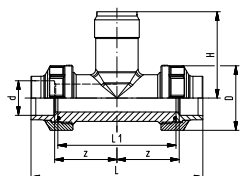
- For use with P51530-X0/-X1, 3-2536-X0/-X1, 3-8510-X0/-X1, 3-8512-X0/-X1, 3-2537-XC-X0/-X1, 3-2551-X0-XX/-X1-XX, 3-272X-XX
- Sensor length depends on installation fitting
- Threaded outlet 1½ inch NPSM
- Sensor length depends on installation fitting
- Top saddle for solvent cement bonding
- Seal: Lip seal of EPDM
- pH sensors can only be used up to 4 in. or DN100 pipe



PVC-U for Socket Systems, Metric

Part No.	FPM Code No.	EPDM Code No.	d [mm]	DN [mm]	Sensor Type	PN	D [mm]	z [mm]	L [mm]	L1 [mm]	H [mm]
PVMT005	721 310 036	721 310 006	20	15	Flow -X0, pH -XX	16	43	48	128	90	76
PVMT007	721 310 037	721 310 007	25	20	Flow -X0, pH -XX	16	51	53	144	100	78
PVMT010	721 310 038	721 310 008	32	25	Flow -X0, pH -XX	16	58	58	160	110	81
PVMT012	721 310 039	721 310 009	40	32	Flow -X0, pH -XX	16	72	58	168	110	85
PVMT015	721 310 040	721 310 010	50	40	Flow -X0, pH -XX	16	83	63	188	120	89
PVMT020	721 310 041	721 310 011	63	50	Flow -X0, pH -XX	16	100	68	212	130	95

- For use with P51530-X0, 3-2536-X0, 3-8510-X0, 3-8512-X0, 3-2537-XC-X0, 3-2551-X0-XX, 3-272X-XX
- Sensor length depends on installation fitting
- To install this installation fitting in PVC-C, PP-R and PE pipes. Replace the original union ends by PVC-C, PP-R and PE union ends.
- Threaded outlet 1½ inch NPSM
- Sensor length depends on installation fitting

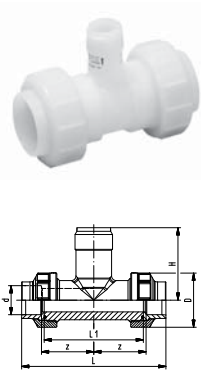


PP-H for Socket Fusion, Metric (PROGEF Standard)

Part No.	FPM Code No.	EPDM Code No.	d [mm]	DN [mm]	Sensor Type	PN	D [mm]	Z [mm]	L [mm]	L1 [mm]	H [mm]
PPMT005	727 310 036	727 310 006	20	15	Flow -X0, pH -XX	10	48	50	128	90	76
PPMT007	727 310 037	727 310 007	25	20	Flow -X0, pH -XX	10	58	55	142	100	78
PPMT010	727 310 038	727 310 008	32	25	Flow -X0, pH -XX	10	65	60	156	110	81
PPMT012	727 310 039	727 310 009	40	32	Flow -X0, pH -XX	10	79	60	160	110	85
PPMT015	727 310 040	727 310 010	50	40	Flow -X0, pH -XX	10	91	65	176	120	89
PPMT020	727 310 041	727 310 011	63	50	Flow -X0, pH -XX	10	105	70	194	130	95

- For use with P51530-X0, 3-2536-X0, 3-8510-X0, 3-8512-X0, 3-2537-XC-X0, 3-2551-X0-XX, 3-272X-XX
- To install this installation fitting in PVC-C, PP-R and PE pipes. Replace the original union ends by PVC-C, PP-R and PE union ends.
- Threaded outlet 1½ inch NPSM
- Union end with fusion socket PP-H


# Installation Fittings



**PVDF, Socket Fusion, Metric, (SYGEF Standard)**

Part No.	FPM Code No.	DN [mm]	Sensor Type	PN	d [mm]	D [mm]	Z [mm]	L [mm]	L1 [mm]	H [mm]
SFMT005	735 310 036	15	Flow -X0, pH -XX	16	20	45	50	128	90	76
SFMT007	735 310 037	20	Flow -X0, pH -XX	16	25	55	55	142	100	78
SFMT010	735 310 038	25	Flow -X0, pH -XX	16	32	62	60	156	110	81
SFMT012	735 310 039	32	Flow -X0, pH -XX	16	40	75	60	160	110	85
SFMT015	735 310 040	40	Flow -X0, pH -XX	16	50	84	65	176	120	89
SFMT020	735 310 041	50	Flow -X0, pH -XX	16	63	101	70	194	130	95

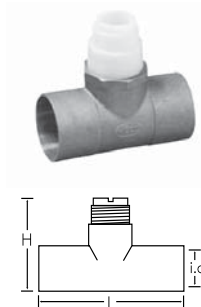
- For use with P51530-X0, 3-2536-X0, 3-8510-X0, 3-8512-X0, 3-2537-XC-X0, 3-2551-X0-XX, 3-272X-XX
- Sensor length depends on installation fitting
- To install this installation fitting in PVC-C, PP-R and PE pipes. Replace the original union ends by PVC-C, PP-R and PE union ends.
- Socket fusion equipment is required to install PVDF union tees
- FPM O-rings
- Sensor length depends on installation fitting



**Carbon Steel Threaded Tees with NPT Threads**

Part No.	Code No.	Size [in.]	Sensor Type	L [in.]	H [in.]
CS4T005	198 801 459	0.50	Flow -X0, pH -XX	3.6	4.0
CS4T007	198 801 460	0.75	Flow -X0, pH -XX	3.6	4.2
CS4T010	198 801 461	1.00	Flow -X0, pH -XX	3.6	4.2
CS4T012	198 801 462	1.25	Flow -X0, pH -XX	3.8	4.5
CS4T015	198 801 419	1.50	Flow -X0, pH -XX	4.1	4.8
CS4T020	198 801 463	2.00	Flow -X0, pH -XX	4.9	5.3

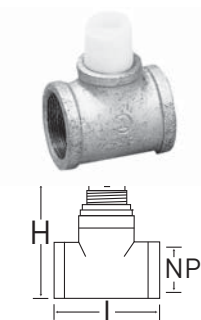
- For use with P51530-X0, 3-2536-X0, 3-8510-X0, 3-8512-X0, 3-2537-XC-X0, 3-2551-X0-XX, 3-272X-XX
- PVDF insert - all sizes
- For use with SCH 40 metal pipe (ASTM)
- PTFE wetted material. Contact factory for available options.



**Copper Sweat-on Tee with PVDF insert**

Part No.	Code No.	Size [in.]	Sensor Type	L [in.]	H [in.]	i.d. [in.]
CUKT005	198 801 687	0.50	Flow -X0, pH -XX	3.15	3.57	0.62
CUKT007	198 801 688	0.75	Flow -X0, pH -XX	2.96	3.52	0.87
CUKT010	198 801 689	1.00	Flow -X0, pH -XX	3.23	3.80	1.12
CUKT012	198 801 690	1.25	Flow -X0, pH -XX	4.16	4.12	1.38
CUKT015	198 801 691	1.50	Flow -X0, pH -XX	4.43	4.34	1.63
CUKT020	198 801 418	2.00	Flow -X0, pH -XX	5.31	4.86	2.11

- For use with P51530-X0, 3-2536-X0, 3-8510-X0, 3-8512-X0, 3-2537-XC-X0, 3-2551-X0-XX, 3-272X-XX
- No insert up to 1 in., over 1 in. - PVDF insert
- For use with copper pipe (SCH K)
- PTFE wetted material. Contact factory for available options.

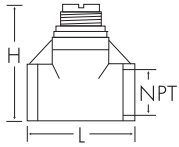


**Galvanized Iron Threaded Tee with NPT Threads and PVDF insert**

Part No.	Code No.	Size [in.]	Sensor Type	NPT	L [in.]	H [in.]
IR4T010	198 801 421	1.00	Flow -X0, pH -XX	1.00	3.4	4.1
IR4T012	198 801 422	1.25	Flow -X0, pH -XX	1.25	3.56	4.34
IR4T015	198 801 423	1.50	Flow -X0, pH -XX	1.50	3.75	4.67
IR4T020	198 801 424	2.00	Flow -X0, pH -XX	2.00	3.90	5.05

- For use with P51530-X0, 3-2536-X0, 3-8510-X0, 3-8512-X0, 3-2537-XC-X0, 3-2551-X0-XX, 3-272X-XX
- PVDF insert - all sizes
- For use with SCH 40 metal pipe (ASTM)
- PTFE wetted material. Contact factory for available options.

# Installation Fittings

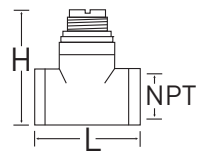


**316 SS (1.4401) Threaded Tees with NPT Threads with PVDF Insert**

Part No.	Code No.	Size [in.]	Sensor Type	L [in.]	H [in.]
CR4T005	198 801 554	0.50	Flow -X0, pH -XX	3.6	4.0
CR4T007	198 801 555	0.75	Flow -X0, pH -XX	3.6	4.2
CR4T010	198 801 556	1.00	Flow -X0, pH -XX	3.6	4.2
CR4T012	198 801 783	1.25	Flow -X0, pH -XX	3.8	4.5
CR4T015	198 801 784	1.50	Flow -X0, pH -XX	4.1	4.8
CR4T020	198 801 785	2.00	Flow -X0, pH -XX	4.9	5.3

- For use with P51530-X0, 3-2536-X0, 3-8510-X0, 3-8512-X0, 3-2537-XC-X0, 3-2551-X0-XX, 3-272X-XX

- PVDF insert - all sizes
- For use with SCH 40 metal pipe (ASTM)
- PTFE wetted material. Contact factory for available options.

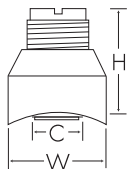


**Brass Threaded Tee with NPT Threads and PVDF Insert**

Part No.	Code No.	Size [in.]	Sensor Type	NPT [in.]	L [in.]	H [in.]
BR4T010	198 801 770	1.00	Flow -X0, pH -XX	1.00	3.36	4.09
BR4T012	198 801 771	1.25	Flow -X0, pH -XX	1.25	3.42	4.42
BR4T015	198 801 772	1.50	Flow -X0, pH -XX	1.50	3.46	4.70
BR4T020	198 801 773	2.00	Flow -X0, pH -XX	2.00	3.68	5.19

- For use with P51530-X0, 3-2536-X0, 3-8510-X0, 3-8512-X0, 3-2537-XC-X0, 3-2551-X0-XX, 3-272X-XX

- PVDF insert - all sizes
- For use with SCH 40 metal pipe (ASTM)
- PTFE wetted material. Contact factory for available options.

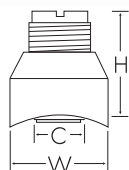


**Carbon Steel Weld-on Weldolets for use with SCH 40 Metal Pipe (ASTM)**

Part No.	Code No.	Size [in.]	Sensor Type	W [in.]	H [in.]	C [in.]
CS4W025	198 801 464	2.50	Flow -X0, pH-XX	2.60	2.48	1.31
CS4W030	198 801 557	3.00	Flow -X0, pH -XX	2.60	2.47	1.31
CS4W040	198 801 552	4.00	Flow -X0, pH -XX	2.60	2.45	1.31
CS4W050	198 801 465	5.00	Flow -X1	3.50	3.24	2.10
CS4W060	198 801 553	6.00	Flow -X1	3.50	3.11	2.10
CS4W080	198 801 574	8.00	Flow -X1	3.50	2.88	2.10
CS4W100	198 801 575	10.0	Flow -X2	3.50	5.63	2.10
CS4W120	198 801 576	12.0	Flow -X2	3.50	5.40	2.10

- For use with P51530-X0/-X1/-X2, 3-2536-X0/-X1/-X2, 3-8510-X0/-X1, 3-8512-X0/-X1, 3-2537-XC-X0/-X1, 3-2551-X0-XX/-X1-XX/-X2-XX, 3-272X-XX

- C - Clearance dimension
- Up to 8 in. - PVDF insert, over 8 in. - PVC insert
- PTFE wetted material. Contact factory for available options.



**Brass Brazolet with PVDF Insert for use with Copper Pipe (SCH 40 ASTM)**

Part No.	Code No.	Size [in.]	Sensor Type	W [in.]	H [in.]	C [in.]
BR4B025	198 801 794	2.50	Flow -X0, pH-XX	2.50	2.48	1.31
BR4B030	198 801 795	3.00	Flow -X0, pH -XX	2.50	2.47	1.31
BR4B040	198 801 796	4.00	Flow -X0, pH -XX	2.50	2.45	1.31
BR4B050	198 801 797	5.00	Flow -X1	3.50	3.24	2.10
BR4B060	198 801 798	6.00	Flow -X1	3.50	3.11	2.10
BR4B080	198 801 799	8.00	Flow -X1	3.50	2.88	2.10
BR4B100	198 801 800	10.0	Flow -X2	3.50	5.63	2.10
BR4B120	198 801 801	12.0	Flow -X2	3.50	5.40	2.10

- For use with P51530-X0/-X1/-X2, 3-2536-X0/-X1/-X2, 3-8510-X0/-X1, 3-8512-X0/-X1, 3-2537-XC-X0/-X1, 3-2551-X0-XX/-X1-XX/-X2-XX, 3-272X-XX

- C - Clearance dimension
- Up to 8 in. - PVDF insert, over 8 in. - PVC insert
- PTFE wetted material. Contact factory for available options.

Multi-Parameter Instruments

Chlorine

Dissolved Oxygen

Turbidity

Flow

pH/ORP

Conductivity/Resistivity

Temperature, Pressure, Level

Calibration Accessories

Other Products

Installation & Wiring


Technical Reference

Temperature/Pressure Graphs

# Installation Fittings

## 316 SS (1.4401) Weldolets with PVDF Insert for use with SCH 40 Metal Pipe (ASTM)

Part No.	Code No.	Size [in.]	Sensor Type	W [in.]	H [in.]	C [in.]
CR4W025	198 801 786	2.50	Flow -X0, pH -XX	2.50	2.48	1.31
CR4W030	198 801 787	3.00	Flow -X0, pH -XX	2.50	2.47	1.31
CR4W040	198 801 788	4.00	Flow -X0, pH -XX	2.50	2.45	1.31
CR4W050	198 801 789	5.00	Flow -X1	3.50	3.24	2.10
CR4W060	198 801 790	6.00	Flow -X1	3.50	3.11	2.10
CR4W080	198 801 791	8.00	Flow -X1	3.50	2.88	2.10
CR4W100	198 801 792	10.0	Flow -X2	3.50	5.63	2.10
CR4W120	198 801 793	12.0	Flow -X2	3.50	5.40	2.10

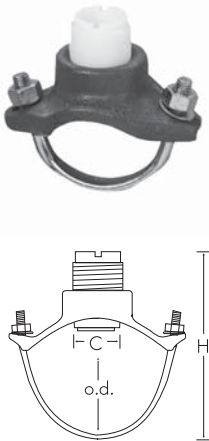


- For use with P51530-X0/-X1/-X2, 3-2536-X0/-X1/-X2, 3-8510-X0/-X1, 3-8512-X0/-X1, 3-2537-XC-X0/-X1, 3-2551-X0-XX/-X1-XX/-X2-XX, 3-272X-XX

- Up to 8 in. - PVDF insert, over 8 in. - PVC insert
- C - Clearance dimension
- PTFE wetted material. Contact factory for available options.

## Iron Strap-on Saddle for use with SCH 80 Metal Pipe (ASTM)

Part No.	Code No.	Size [in.]	Sensor Type	H [in.]	o.d. min [in.]	o.d. max [in.]	C [in.]
IR8S020	198 801 425	2.00	Flow -X0, pH -XX	5.5	2.35	2.56	1.44
IR8S025	198 801 426	2.50	Flow -X0, pH -XX	5.5	2.44	2.91	1.44
IR8S030	198 801 427	3.00	Flow -X0, pH -XX	6.5	2.97	3.54	1.44
IR8S040	198 801 420	4.00	Flow -X0, pH -XX	7.5	4.40	4.55	1.44
IR8S050	198 801 429	5.00	Flow -X1	9.0	5.00	5.63	2.25
IR8S060	198 801 430	6.00	Flow -X1	10.5	5.94	6.70	2.25
IR8S080	198 801 431	8.00	Flow -X1	12.0	7.69	8.72	2.25
IR8S100	198 801 432	10.0	Flow -X2	18.0	10.64	12.12	2.25
IR8S120	198 801 433	12.0	Flow -X2	20.0	12.62	14.32	2.25



- For use with P51530-X0/-X1/-X2, 3-2536-X0/-X1/-X2, 3-8510-X0/-X1, 3-8512-X0/-X1, 3-2537-XC-X0/-X1, 3-2551-X0-XX/-X1-XX/-X2-XX, 3-272X-XX

- C - Clearance dimension
- Up to 8 in. - PVDF insert, over 8 in. - PVC insert
- Buna-N O-ring
- Larger sizes may be available as well as PTFE wetted material. Contact factory.

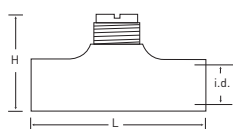
## Fiberglass Glue-on Tees

Part No.	Code No.	Size [in.]	Sensor Type	L [in.]	H [in.]	i.d. [in.]
FPT015	159 000 446	1.50	Flow -X0, pH -XX	5.5	4.7	1.92
FPT020	159 000 447	2.00	Flow -X0, pH -XX	7.7	8.0	2.38

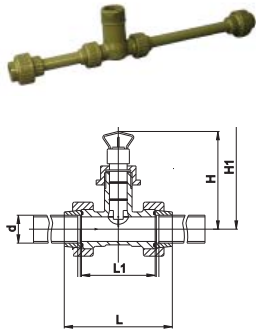


- For use with P51530-X0, 3-2536-X0, 3-8510-X0, 3-8512-X0, 3-2537-XC-X0, 3-2551-X0-XX, 3-272X-XX

- PVDF insert - all sizes
- PTFE wetted material. Contact factory for available options




# Installation Fittings



JIS PVC-U Tee Fittings

EPDM Code No.	FPM Code No.	DN [mm]	Sensor Type	d [mm]	H [mm]	H1 [mm]	L [mm]	L1 [mm]
200 072 063	200 070 933	15	Flow -X0, pH -XX	22	145	225	468	90
200 072 064	200 070 934	20	Flow -X0, pH -XX	26	148	228	144	100
200 072 065	200 070 935	25	Flow -X0, pH -XX	32	151	231	160	110
200 072 066	200 070 936	32	Flow -X0, pH -XX	38	155	235	168	110
200 072 067	200 070 937	40	Flow -X0, pH -XX	48	159	239	188	120
200 072 068	200 070 902	50	Flow -X0, pH -XX	60	164	244	212	130

- For use with P51530-X0, 3-2536-X0, 3-8510-X0, 3-8512-X0, 3-2537-XC-X0, 3-2551-X0-XX, 3-272X-XX
- These fittings are only available from the Georg Fischer sales office in Japan.
- Choice FPM or EPR (EPDM) O-ring
- Appearance varies in DN15 mm



JIS PVC-U Tee Fittings (Flange Type)

Code No.	DN [mm]	Sensor Type	D [mm]	DF	DP	L [mm]
200 070 892	65	Flow -X0, pH -XX	76	175	140	57.2
200 070 893	80	Flow -X0, pH -XX	89	185	150	56.8
200 070 894	100	Flow -X0, pH -X1	114	210	175	56.9
200 070 895	125	Flow -X1	140	250	210	82.0
200 070 896	150	Flow -X1	165	280	240	77.8
200 070 897	200	Flow -X1	216	330	290	71.6

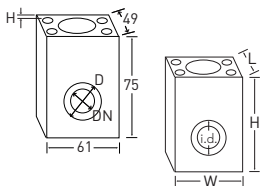
- These fittings are only available from the Georg Fischer sales office in Japan.



Metalex Socket Weld Mini-Tap (1.4401)

Part No.	Code No.	DN [mm]	Size [in.]	Sensor Type	D [mm]	H [mm]	L [in.]	W [in.]	H [in.]	i.d. [in.]
P526-2005	198 840 501	15	0.50	P525-1, -1S	21.8	8.4	2.0	2.4	3.0	0.85
P526-2007	198 840 502	20	0.75	P525-1, -1S	27.2	12.7	2.0	2.4	3.0	1.06
P526-2010	198 840 503	25	1.00	P525-1, -1S	33.9	12.7	2.0	2.4	3.0	1.325


- For use with P525-1 and P525-1S only
- For use with SS pipe



Metalex Weld-on Mini-Tap (1.4401)

Part No.	Code No.	Size [in.]	Sensor Type	W [in.]	H [in.]	C [in.]
P526-2012	159 000 494	1.25	P525-2, -2S	1.66	2.25	1.26
P526-2015	198 840 506	1.50	P525-2, -2S	1.66	2.20	1.26
P526-2020	159 000 495	2.00	P525-2, -2S	1.66	2.17	1.26
P526-2025	159 000 496	2.50	P525-2, -2S	1.66	2.10	1.26
P526-2030	159 000 497	3.00	P525-2, -2S	1.66	2.00	1.26
P526-2040	159 000 498	4.00	P525-2, -2S	1.66	1.95	1.26
P526-2050	159 000 499	5.00	P525-2, -2S	1.66	1.83	1.26
P526-2060	159 000 500	6.00	P525-2, -2S	1.66	1.75	1.26
P526-2080	159 000 501	8.00	P525-2, -2S	1.66	1.56	1.26
P526-2100	159 000 502	10.00	P525-2, -2S	1.66	1.35	1.26
P526-2120	159 000 503	12.00	P525-2, -2S	1.66	1.15	1.26

- For use with P525-2 and P525-2S only
- For use with SS pipe
- Gasket Klinger C4401 Thermoseal



# Installation Fittings



**Iron Multi/Saddle Plus 201**

EPDM Code	NBR Code	Inch	PN Water	PN Gas	Sensor Type
709 613 736	709 613 836	1.25	16.0	5.0	2552-2
709 613 738	709 613 838	1.50	16.0	5.0	2552-3, 2540-XX, 3719-11

- For use with 3-2552-2X/-3X, 3-2540-XX, 3-3719-11 Wet-Tap assembly with the 3-275X-WTX Wet-Tap electrode
- Do not use these fittings for PE pipes
- 1½ and 2 inch saddles must be applied for pipes DN80 or larger



**Multi/Saddle Plus Spatula for use with Iron Multi/Saddle Plus 201**

Code No.	Description
709 613 904	Spatula for saddle outlet 1¼
709 613 905	Spatula for saddle outlet 1½ / d40 + d50

- These fittings are only available from your local Georg Fischer sales office



**Multi/Saddle Straps for use with Iron Multi/Saddle Plus 201**

Code No.	Strap Range [in.]		DN min [mm]	DN max [mm]
709 613 930	2.375	3.25	60	80
709 613 932	2.75	3.625	70	90
709 613 934	3.625	4.375	90	110
709 613 936	4.375	5.25	110	130
709 613 938	5.25	6.00	130	150
709 613 940	5.75	6.625	145	165
709 613 942	6.375	7.25	160	180
709 613 944	7.00	7.75	175	195
709 613 946	7.625	8.375	190	210
709 613 948	8.25	9.00	205	225
709 613 950	8.75	9.625	220	240
709 613 952	9.375	10.25	235	255
709 613 954	10.00	10.75	250	270
709 613 956	10.75	11.625	270	290
709 613 958	11.375	12.25	285	305
709 613 960	12.00	12.75	300	320
709 613 962	12.625	13.375	315	335
709 613 964	13.375	14.25	335	355

- Ready to install, studs and nuts in one package
- These fittings are only available from your local Georg Fischer sales office



# Installation Fittings



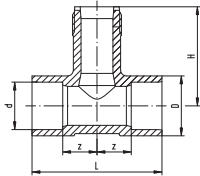
## Electrofusion for PE pipes: Transition Saddles with Stainless 1 1/4 Inch Outlet

Code No.	Size [in.]	Sensor Type	L [in.]	H [in.]	d [in.]
10004673	2.0	2552-2	3.6	3.18	N/A
10004686	3.0	2552-2	4.6	3.18	N/A
10004700	4.0	2552-2	6.26	3.8	N/A
10004717	6.0	2552-2	8.68	4.96	N/A
10004740	8.0	2552-2	5.92	2.96	N/A
Special request	10.0	2552-2	Call	Call	N/A
Special request	12.0	2552-2	Call	Call	N/A

## 1 1/2 Inch Outlet

10004676	2.0	2552-3, 2540-XX, 3719-11	3.6	3.18	N/A
10004689	3.0	2552-3, 2540-XX, 3719-11	4.6	3.18	N/A
10004703	4.0	2552-3, 2540-XX, 3719-11	6.26	3.8	N/A
10004720	6.0	2552-3, 2540-XX, 3719-11	8.68	4.96	N/A
10004743	8.0	2552-3, 2540-XX, 3719-11	5.92	2.96	N/A
Special request	10.0	2552-3, 2540-XX, 3719-11	Call	Call	N/A
Special request	12.0	2552-3, 2540-XX, 3719-11	Call	Call	N/A

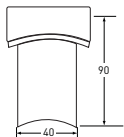
- Transition saddle with 1 1/4 FNPT branch/outlet
- Transition saddle with 1 1/2 FNPT branch/outlet
- These fittings are only available from your local Georg Fischer sales office



## Type 310, ABS, metric

Code No.	d [mm]	DN [mm]	Sensor Type	d [mm]	PN	D [mm]	L [mm]	H [mm]	z [mm]	closest [inch]
729 310 007	25	20	Flow -X0, pH -XX	25	10	35	100	78	32	0.75
729 310 008	32	25	Flow -X0, pH -XX	32	10	44	110	81	33	1.00
729 310 009	40	32	Flow -X0, pH -XX	40	10	51	110	85	29	1.25
729 310 010	50	40	Flow -X0, pH -XX	50	10	63	120	89	29	1.50
729 310 011	63	50	Flow -X0, pH -XX	63	10	78	130	95	28	2.00

- For use with P51530-X0, 3-2536-X0, 3-8510-X0, 3-8512-X0, 3-2537-XC-X0, 3-2551-X0-XX, 3-272X-XX
- Sensor length depends on installation fitting
- Threaded outlet 1 1/4 inch NPSM
- Sensor length depends on installation fitting
- With solvent cement socket metric



## SS Weld-On Fittings (1.4401)

Code No.	DN [mm]	Inch
198 150 346	40 - 800	1.5 - 30

Multi-Parameter Instruments

Chlorine

Dissolved Oxygen

Turbidity

Flow

pH/ORP

Conductivity/Resistivity

Temperature, Pressure, Level

Calibration Accessories

Other Products

Installation & Wiring

Technical Reference

Temperature/Pressure Graphs